

Installation

Hot to use the action

Problems

Legal Information



JMSWFObjcet

The action is used for embedding Flash(SWF) content in webpages. Website owners, administrators and webmasters are urged to begin profiling and updating their website now in order to provide the best user experience. The JMSWFObjcet are backwards compatible with current browsers, but necessary for users of the changed Internet Explorer for Windows.

Due to the MS vs. Eolas patent dispute, PC IE users have to click to 'activate' it before interacting with Flash content. The SWF Object action makes your Flash/SWF files start automatically without the user having to "click and activate".

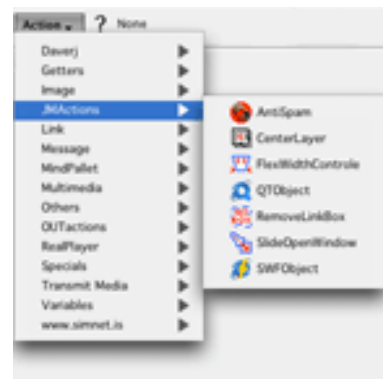
Install GoLive Actions

Unpack the zip file and install the GoLive action by moving or copy the files into your JMActions folder in the GoLive actions directory.

GoLive Application Folder > Modules > JScripts > Actions > JMActions

It's always a good idea to put all your third party actions in a separate folder. If you don't have a "JMAction" folder in the Actions directory, just add a new folder in the Actions folder and name it.

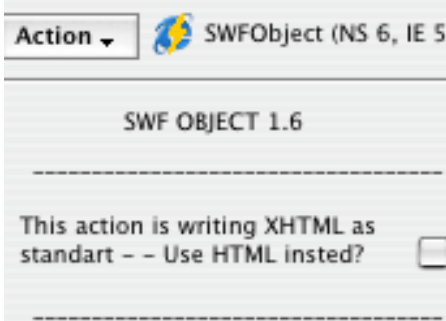
Restart GoLive so the actions are activated. And you are ready to go!



How To Use The Action

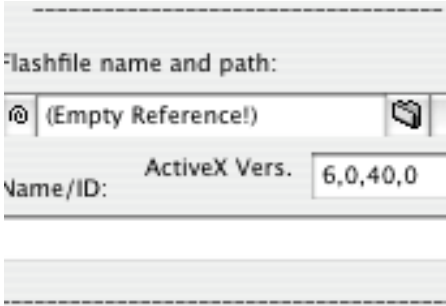
The action is designed to make embedding Flash/SWF files as easy as possible, in valid HTML and XHTML documents. Simply drag a "Body action" to the page, add the JMSWFObjcet action. and fill in the parameters. The event shud be OnParse.

OBS. You shall not to place the Flash/SWF file on the page, only the action.

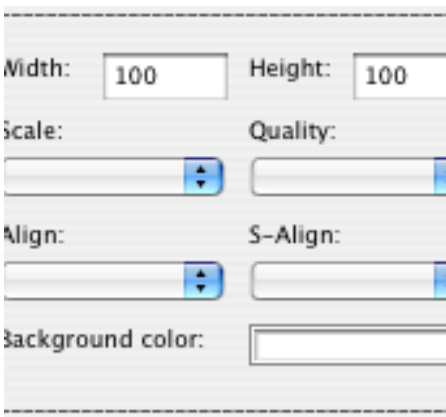


Parameters

By default the action writes XHTML.
If HTML4.01 i wanted insted, check the HTML box



Flash/SWF URL - The Flash/SWF file URL path and name.
ActiveX Version - Default set to version 6,0,40,0
Name/ID - The Movies can be identified by name/ID.



Window parameters

Width - The width of the Flash movie in either pixels or percentage.
Height - The height of the Flash movie in either pixels or percentage.

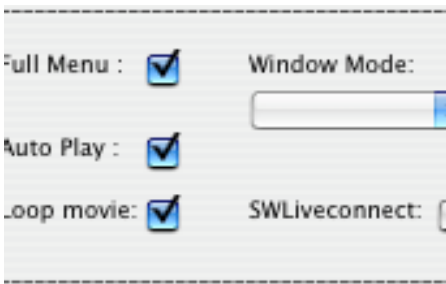
Scale - Scale the Flash movie (showall, noborder, exactfit)

Quality - Set the Flash movies quality (low, autolow, best, autohigh, high)

Align - Align the movie. Left, Right, Top, and Bottom.

S-Align - S-Align the movie. Left, Right, Top, Bottom, Top-Left, Top-Right, Bottom-Left, Bottom-Right.

Background color - Set the value for the background color (Default is transparent)



Controle parameters

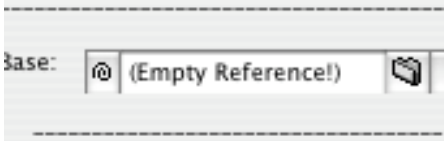
Full Menu - Check displays the full menu. Uncheck displays Settings and About Flash option only.

Window Mode - Set the visibility of the movie controller.

Auto Play - Specifies whether the movie begins playing immediately on loading in the browser.

Loop movie - Specifies whether the movie repeats indefinitely or stops when it reaches the last frame.

SWLiveconnect - Specifies if the browser should start Java when loading the Flash Player for the first time.



Base - Specifies the base directory or URL used to resolve all relative path statements in the Flash Player movie.

Problems

Action is greyd out.

Are you having problems with the action not being visible or is greyed out? The fix is very simple.

1. Open the action file in GoLive, just like any other file.
 2. Save the file using "save as" with the original name.
 3. Restart GoLive and the action should now be available.
- (Doing this will cause the icon to disapar but the action shud now work)

GoLive CS2.

GoLive CS2 users may have some problem with using 3part actions do to a minor bug in CS2.

The promlem is that CS2 wont use the action (put it in the scriptLib). normaly this problem is solved by flatten the scribtLibery when adding the action (normaly this only has to bee don first time using the action).

Another solution if flatning the scriptlibery dont work is to open the action file in GoLive, just like any other file. make a smal change, an change back agin and the save it. Or do as if the action is grayd out (see above)

If you cant get my actions to work pleas feel free to contact me.

?

§

Legal Information

Unless other is mention, the material is made and owned by me (Jesper G.O. Møller)

You may not remove my name from any of my materials.

J.G.O.M. can not be hold responseble for the use of anny action.

For material not made by me, pleas contact the owner.

FreeWear

All my GoLive actions are totaly free for private, non commercial use, and you may use them as you like, as long as you don't sell them or use them for any criminal purpose.

If you like my work, and want to credit me for my work please link to my pages.

CareWear- Commercial use

If you want to use my GoLive actions for comercial sites/use, please make a donation you find fit, to a charity of your choice. And mail me a copy of the transfer.

That is what I call CareWear.

Best regards

Jesper G.O. Møller www.jart.dk/jgom/